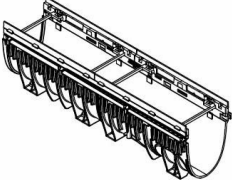
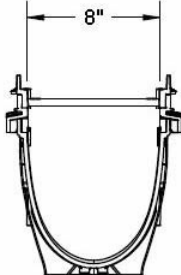


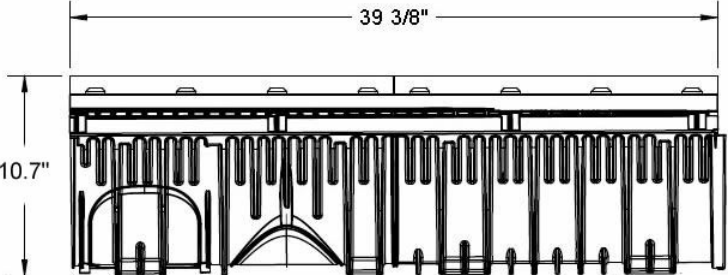
Number 200C HD Channel	Series CPS200HD Trench Drain Channel with DI Frame Pro Plus 200
---	--

200C HD Flat Channel with DI Frame (Standard)

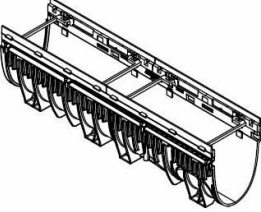


200-C HD Flat

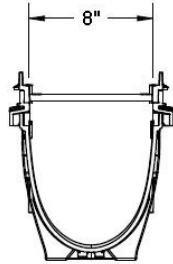


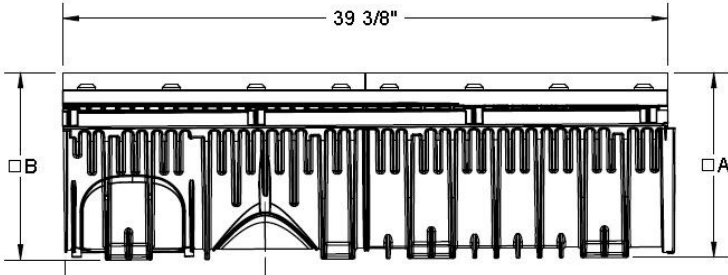


200C HD Presloped Channel with DI Frame (Preslope Upgrade)

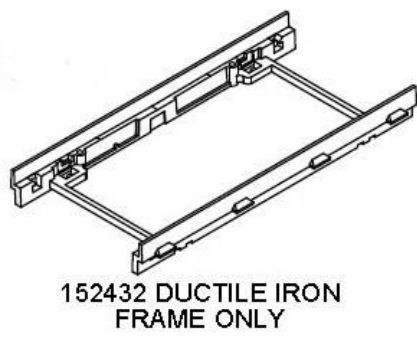


200-C HD Presloped





CHANNEL NUMBER + 152442P	DIM "A"	DIM "B"	WEIGHT (LBS)
200C	10.7	10.7	30.5
200C01	12.0	12.2	33.7
200C02	12.2	12.4	33.9
200C03	12.4	12.6	34.1
200C04	12.6	12.8	34.2
200C05	12.8	13.0	34.4
200C05N	13.0	13.0	34.6
200C06	13.0	13.2	34.7
200C07	13.2	13.4	34.9
200C08	13.4	13.6	35.1
200C09	13.6	13.8	35.3
200C10	13.8	14.0	35.5
200C11	14.0	14.2	38.6
200C12	14.2	14.4	38.8
200C13	14.4	14.6	39.0
200C14	14.6	14.8	39.1
200C15	14.8	15.0	39.3
200C15N	15.0	15.0	39.5
200C16	15.0	15.2	39.6
200C17	15.2	15.4	39.8
200C18	15.4	15.6	40.0
200C19	15.6	15.8	40.2
200C20	15.8	16.0	40.4



Manufacturer



Specification

JOSAM200C SERIES CHANNELS WITH DUCTILE IRON RAIL SHALL BE 39.4" LONG WITH 8" INTERNAL WIDTH AND RADIUS BOTTOM. INTERCONNECTING CHANNEL SECTIONS SHALL BE MADE OF SMC/GRP (SHEET MOLDING COMPOUND / GLASS REINFORCED POLYESTER) MATERIAL AND AVAILABLE WITH AND WITHOUT SLOPE. GRATE OPTIONS FOR LOAD CLASSES A-E WITH PRESSURE OR LOCKING BOLT SECURING DEVICES SHALL BE AVAILABLE, SUPPLIED BY TRENCH DRAIN SUPPLY.

DISCLAIMER - The customer and the customer's architects, engineers, consultants, and other professionals are completely responsible for the selection installation and maintenance of any product purchased from Trench Drain Supply and/or its manufacturers. TRENCH DRAIN SUPPLY MAKES NO WARRANTY, EXPRESS OR IMPLIED, AS TO THE SUITABILITY, DESIGN, MERCHANTABILITY, OR FITNESS OF THE PRODUCT FOR CUSTOMERS APPLICATION. The drawing and information provided remain the property and copyright of the manufacturer listed. The manufacturer reserves the right to modify specification without notice.